

COLONIAL HIGH INCOME MUNICIPAL TRUST  
Form N-Q  
April 29, 2005

UNITED STATES  
SECURITIES AND EXCHANGE COMMISSION  
Washington, D.C. 20549

OMB APPROVAL  
OMB Number: 3235-0578  
Expires: February 28, 2006  
Estimated average burden hours per  
response.....20.00

**FORM N-Q**

**QUARTERLY SCHEDULE OF PORTFOLIO HOLDINGS OF REGISTERED  
MANAGEMENT INVESTMENT COMPANY**

Investment Company Act file number 811-5754  
Colonial High Income Municipal Trust  
(Exact name of registrant as specified in charter)  
One Financial Center, Boston, Massachusetts 02111  
(Address of principal executive offices) (Zip code)  
Vincent Pietropaolo, Esq.  
Columbia Management Group, Inc.  
One Financial Center  
Boston, MA 02111  
(Name and address of agent for service)

Registrant's telephone number, including area code: 1-617-772-3698

Date of fiscal year end: 11/30/05

Date of reporting period: 02/28/05

---

**Item 1. Schedule of Investments.**

**INVESTMENT PORTFOLIO**

February 28, 2005 (Unaudited)

Colonial High Income Municipal Trust

|                        |               | Par (\$) | Value (\$)* |
|------------------------|---------------|----------|-------------|
| <b>Municipal Bonds</b> | <b>153.6%</b> |          |             |
|                        |               |          |             |



**EDUCATION 4.9%**


**Education 3.6%**



Edgar Filing: COLONIAL HIGH INCOME MUNICIPAL TRUST - Form N-Q

|   |   |                 |           |
|---|---|-----------------|-----------|
| <b>CA Educational Facilities Authority</b>                  |   |                 |           |
|   | Loyola Marymount University,<br>Series 2001,<br>Insured: MBIA |                 |           |
|   | (a) 10/01/19  | 2,025,000       | 1,032,487 |
| <b>CA Public Works Board</b>                                |   |                 |           |
|   | UCLA,<br>Series 2002 A,<br>Insured: FSA                       |                 |           |
|   | 5.375% 10/01/15   | 1,010,000       | 1,111,566 |
| <b>MA Development Finance Agency</b>                        |   |                 |           |
|   | Western New England College,<br>Series 2002,                  |                 |           |
|   | 6.125% 12/01/32   | 300,000         | 315,846   |
| <b>MI Southfield Economic Development Corp.</b>             |   |                 |           |
|   | Lawrence University,<br>Series 1998 A,                        |                 |           |
|   | 5.400% 02/01/18   | 1,000,000       | 1,022,570 |
| <b>NC Capital Facilities Finance Authority</b>              |   |                 |           |
|   | Meredith College,<br>Series 2001,<br>Insured: AMBAC           |                 |           |
|   | 5.125% 06/01/16   | 1,000,000       | 1,080,200 |
| <b>PA Higher Education Facilities Authority</b>             |   |                 |           |
|   | Philadelphia University,<br>Series 2004 A,                    |                 |           |
|   | 5.125% 06/01/25   | 600,000         | 590,664   |
| <b>VT Educational &amp; Health Buildings Finance Agency</b> |   |                 |           |
|   | Norwich University,<br>Series 1998,                           |                 |           |
|   | 5.500% 07/01/21   | 1,500,000       | 1,561,260 |
| <b>WV University</b>  |   |                 |           |
|   | Series 2000 A,<br>Insured: AMBAC                              |                 |           |
|   | (a) 04/01/19  | 1,000,000       | 523,940   |
|   |   | Education Total | 7,238,533 |

Prep School 1.3%



Edgar Filing: COLONIAL HIGH INCOME MUNICIPAL TRUST - Form N-Q

---

**CA Statewide Community Development  
Authority**

Crossroads School for Arts & Sciences,  
Series 1998,

6.000% 08/01/28(b)

1,250,000

1,301,475

**IL Development Finance Authority**

Latin School of Chicago,  
Series 1998,

5.650% 08/01/28

230,000

235,442

**MA Industrial Finance Agency**

Cambridge Friends School,

---



| Municipal Bonds (continued) | Par (\$) | Value (\$) |
|-----------------------------|----------|------------|
| [Redacted content]          |          |            |



**EDUCATION (continued)**

**Prep School (continued)**





Edgar Filing: COLONIAL HIGH INCOME MUNICIPAL TRUST - Form N-Q

| <b>MA Industrial Finance Agency</b> |   |                   |                  |
|-------------------------------------|---|-------------------|------------------|
|                                     | Cambridge Friends School,<br>Series 1998, |                   |                  |
|                                     | 5.800% 09/01/28                           | 1,000,000         | 955,590          |
|                                     | St. John s High School,<br>Series 1998,   |                   |                  |
|                                     | 5.350% 06/01/28                           | 150,000           | 152,875          |
|                                     |   | Prep School Total | 2,645,382        |
|                                     | <b>EDUCATION TOTAL</b>                    |                   | <b>9,883,915</b> |



**HEALTH CARE 41.7%**

**Continuing Care Retirement 11.4%**





Edgar Filing: COLONIAL HIGH INCOME MUNICIPAL TRUST - Form N-Q


|  |  |         |           |
|--|--|---------|-----------|
| <b>CA Association of Bay Area Governments Finance Authority for Nonprofit Corps.</b> |  |         |           |
|  | Eskaton Gold River Lodge,<br>Series 1998:            |         |           |
|  | 6.375% 11/15/15                                      | 660,000 | 690,815   |
|  | 6.375% 11/15/28                                      | 550,000 | 562,656   |
| <b>CA La Verne</b>   |  |         |           |
|  | Brethren Hillcrest Home,<br>Series 2003 B,           |         |           |
|  | 6.625% 02/15/25                                      | 690,000 | 753,211   |
| <b>CA Statewide Community Development Authority</b>                                  |  |         |           |
|  | Eskaton Village - Grass Valley,<br>Series 2000,      |         |           |
|  | 8.250% 11/15/31(b)                                   | 990,000 | 1,092,534 |
| <b>CT Development Authority</b>  |  |         |           |
|  | The Elim Park Baptist, Inc. Project,<br>Series 2003, |         |           |
|  | 5.850% 12/01/33                                      | 660,000 | 685,014   |
| <b>FL Capital Projects Finance Authority</b>   |  |         |           |
|  | Glenridge on Palmer Ranch,<br>Series 2002 A,         |         |           |
|  | 8.000% 06/01/32                                      | 750,000 | 796,320   |
| <b>FL Lee County Industrial Development Authority</b>                                |  |         |           |
|  | Shell Point Village Project,<br>Series 1999 A,       |         |           |
|  | 5.500% 11/15/29                                      | 600,000 | 601,650   |
| <b>GA Fulton County Residential Care Facilities</b>                                  |  |         |           |
|  | Canterbury Court Project,<br>Series 2004 A,          |         |           |
|  | 6.125% 02/15/34                                      | 750,000 | 752,813   |
| <b>GA Savannah Economic Development Authority</b>                                    |  |         |           |
|  | Marshes of Skidaway,<br>Series 2003 A,               |         |           |
|  | 7.400% 01/01/34                                      | 465,000 | 490,389   |

| Municipal Bonds (continued) | Par (\$) | Value (\$) |
|-----------------------------|----------|------------|
| [Redacted content]          |          |            |



**HEALTH CARE (continued)**

**Continuing Care Retirement (continued)**





Edgar Filing: COLONIAL HIGH INCOME MUNICIPAL TRUST - Form N-Q

|  |  |           |           |
|--|--|-----------|-----------|
| <b>HI State Department of Budget and Finance</b>                   |  |           |           |
|  | Kahala Nui Project,<br>Series 2003 A,                |           |           |
|  | 8.000% 11/15/33                                      | 1,000,000 | 1,106,590 |
| <b>IL Health Facilities Authority</b>                              |  |           |           |
|  | Lutheran Senior Ministries,<br>Series 2001,          |           |           |
|  | 7.375% 08/15/31                                      | 900,000   | 955,404   |
|  | Washington & Jane Smith Community,<br>Series 2003 A, |           |           |
|  | 7.000% 11/15/32                                      | 725,000   | 743,103   |
| <b>KS Manhattan</b>  |  |           |           |
|  | Meadowlark Hills Retirement Home,<br>Series 1999 A,  |           |           |
|  | 6.375% 05/15/20                                      | 650,000   | 672,328   |
| <b>MA Boston Industrial Development<br/>Financing Authority</b>    |  |           |           |
|  | Springhouse, Inc.,<br>Series 1998,                   |           |           |
|  | 5.875% 07/01/20                                      | 255,000   | 258,233   |
| <b>MA Development Finance Agency</b>                               |  |           |           |
|  | Loomis Communities:<br>Series 1999 A,                |           |           |
|  | 5.625% 07/01/15                                      | 400,000   | 400,332   |
|  | Series 2002 A,                                       |           |           |
|  | 6.900% 03/01/32                                      | 100,000   | 107,282   |
| <b>MD Westminster Economic Development</b>                         |  |           |           |
|  | Carroll Lutheran Village, Inc.,<br>Series 2004 A:    |           |           |
|  | 5.875% 05/01/21                                      | 500,000   | 514,965   |
|  | 6.250% 05/01/34                                      | 250,000   | 258,878   |
| <b>NH Higher Educational &amp; Health Facilities<br/>Authority</b> |  |           |           |
|  | Rivermead at Peterborough,<br>Series 1998:           |           |           |
|  | 5.625% 07/01/18                                      | 500,000   | 497,545   |
|  | 5.750% 07/01/28                                      | 500,000   | 489,265   |
| <b>NJ Economic Development Authority</b>                           |  |           |           |
|  | Winchester Gardens,<br>Series 2004 A,                |           |           |
|  | 5.750% 11/01/24                                      | 750,000   | 781,102   |
|  | Seabrook Village, Inc.,<br>Series 2000 A,            |           |           |

Edgar Filing: COLONIAL HIGH INCOME MUNICIPAL TRUST - Form N-Q

|  |  |         |         |
|--|--|---------|---------|
|  | 8.250% 11/15/30                        | 625,000 | 686,600 |
| <b>PA Delaware County Authority</b>                  |  |         |         |
|  | Dunwoody Village,<br>Series 2003 A,    |         |         |
|  | 5.375% 04/01/17                        | 600,000 | 639,438 |
| <b>PA Lancaster Industrial Development Authority</b> |  |         |         |
|  | Garden Spot Village,<br>Series 2000 A, |         |         |
|  | 7.625% 05/01/31                        | 500,000 | 534,310 |

| Municipal Bonds (continued) | Par (\$) | Value (\$) |
|-----------------------------|----------|------------|
| [Redacted content]          |          |            |





**HEALTH CARE (continued)**

**Continuing Care Retirement  
(continued)**



Edgar Filing: COLONIAL HIGH INCOME MUNICIPAL TRUST - Form N-Q

|  |   |           |           |
|--|---|-----------|-----------|
| <b>PA Montgomery County Industrial Development Authority</b>               |   |           |           |
|  | Whitemarsh Continuing Care Project,<br>Series 2005,                 |           |           |
|  | 6.250% 02/01/35(c)  | 750,000   | 758,017   |
| <b>TN Johnson City Health &amp; Educational Facilities Authority</b>       |   |           |           |
|  | Appalachian Christian Village Project,<br>Series 2004 A,            |           |           |
|  | 6.250% 02/15/32   | 250,000   | 252,145   |
| <b>TN Metropolitan Government, Nashville &amp; Davidson Counties</b>       |   |           |           |
|  | Blakeford at Green Hills,<br>Series 1998,                           |           |           |
|  | 5.650% 07/01/24   | 600,000   | 579,942   |
| <b>TN Shelby County Health, Educational &amp; Housing Facilities Board</b> |   |           |           |
|  | Germantown Village,<br>Series 2003 A,                               |           |           |
|  | 7.250% 12/01/34   | 450,000   | 470,444   |
| <b>TX Abilene Health Facilities Development Corp.</b>                      |   |           |           |
|  | Sears Methodist Retirement Obligated Group:<br>Series 1998 A,       |           |           |
|  | 5.900% 11/15/25<br>Series 2003 A,                                   | 1,000,000 | 975,210   |
|  | 7.000% 11/15/33   | 500,000   | 526,030   |
| <b>TX Houston Health Facilities Development Corp.</b>                      |   |           |           |
|  | Buckingham Senior Living Community, Inc.,<br>Series 2004 A,         |           |           |
|  | 7.125% 02/15/34   | 500,000   | 526,680   |
| <b>WI Health &amp; Educational Facilities Authority</b>                    |   |           |           |
|  | Attic Angel Obligated Group,<br>Series 1998,                        |           |           |
|  | 5.750% 11/15/27<br>Clement Manor,<br>Series 1998,                   | 1,000,000 | 947,630   |
|  | 5.750% 08/15/24<br>Eastcastle Place, Inc., Project,<br>Series 2004, | 1,300,000 | 1,293,682 |

Edgar Filing: COLONIAL HIGH INCOME MUNICIPAL TRUST - Form N-Q

|   |           |         |
|---|-----------|---------|
| 6.125% 12/01/34   | 350,000   | 348,845 |
| Three Pillars Senior Living<br>Communities,<br>Series 2003,     |           |         |
| 5.750% 08/15/26   | 500,000   | 510,865 |
| United Lutheran Program for the<br>Aging, Inc.,<br>Series 1998, |           |         |
| 5.700% 03/01/28   | 1,000,000 | 955,530 |

---

Continuing Care Retirement Total

23,215,797


| <b>Municipal Bonds (continued)</b> | <b>Par (\$)</b> | <b>Value (\$)</b> |
|------------------------------------|-----------------|-------------------|
| [Redacted content]                 |                 |                   |





**HEALTH CARE (continued)**

**Health Services 1.7%**





Edgar Filing: COLONIAL HIGH INCOME MUNICIPAL TRUST - Form N-Q

|  |  |                          |           |
|--|--|--------------------------|-----------|
| <b>CO Health Facilities Authority</b>                                      |  |                          |           |
|  | National Jewish Medical & Research Center:<br>Series 1998, |                          |           |
|  | 5.375% 01/01/23<br>Series 1998 B,                          | 330,000                  | 328,475   |
|  | 5.375% 01/01/29  | 750,000                  | 729,323   |
| <b>MA Development Finance Agency</b>                                       |  |                          |           |
|  | Boston Biomedical Research Institute,<br>Series 1999:      |                          |           |
|  | 5.650% 02/01/19  | 200,000                  | 196,030   |
|  | 5.750% 02/01/29  | 450,000                  | 456,827   |
| <b>MA Health &amp; Educational Facilities Authority</b>                    |  |                          |           |
|  | Civic Investments, Inc.,<br>Series 2002 A,                 |                          |           |
|  | 9.000% 12/15/15  | 1,000,000                | 1,146,380 |
| <b>MN Minneapolis &amp; St. Paul Housing &amp; Redevelopment Authority</b> |  |                          |           |
|  | Healthpartners Project,<br>Series 2003                     |                          |           |
|  | 6.000% 12/01/21  | 500,000                  | 543,195   |
|  |  | Health Services<br>Total | 3,400,230 |

Hospitals 18.9%



Edgar Filing: COLONIAL HIGH INCOME MUNICIPAL TRUST - Form N-Q

| <b>AR Conway Health Facilities Board</b>                 |   |           |           |
|--|---|-----------|-----------|
|  | Conway Regional Medical Center:<br>Series 1999 A, |           |           |
|  | 6.400% 08/01/29                                   | 425,000   | 452,306   |
|  | Series 1999 B,                                    |           |           |
|  | 6.400% 08/01/29                                   | 1,000,000 | 1,063,430 |
| <b>CA Health Facilities Financing Authority</b>          |   |           |           |
|  | Cedars-Sinai Medical Center,<br>Series 1999 A,    |           |           |
|  | 6.125% 12/01/30                                   | 750,000   | 812,047   |
| <b>CA Rancho Mirage Joint Powers Financing Authority</b> |   |           |           |
|  | Eisenhower Medical Center,<br>Series 2004,        |           |           |
|  | 5.625% 07/01/29                                   | 1,000,000 | 1,051,070 |
| <b>CA Turlock Health Facility</b>                        |   |           |           |
|  | Emanuel Medical Center, Inc.,<br>Series 2004,     |           |           |
|  | 5.375% 10/15/34                                   | 1,500,000 | 1,536,840 |
| <b>CO Health Facilities Authority</b>                    |   |           |           |
|  | Parkview Medical Center, Inc.,<br>Series 2001,    |           |           |
|  | 6.600% 09/01/25                                   | 300,000   | 329,616   |

| Municipal Bonds (continued) | Par (\$) | Value (\$) |
|-----------------------------|----------|------------|
| [Redacted content]          |          |            |



**HEALTH CARE (continued)**

**Hospitals (continued)**







Vail Valley Medical Center,



Edgar Filing: COLONIAL HIGH INCOME MUNICIPAL TRUST - Form N-Q

|   |   |           |           |
|---|---|-----------|-----------|
|   | Series 2004,  |           |           |
|   | 5.000% 01/15/20   | 750,000   | 766,395   |
| <b>FL Orange County Health Facilities Authority</b>     |   |           |           |
|   | Orlando Regional Healthcare,<br>Series 2002,                        |           |           |
|   | 5.750% 12/01/32   | 200,000   | 212,982   |
| <b>FL South Lake County Hospital District</b>           |   |           |           |
|   | South Lake Hospital, Inc.,<br>Series 2003,                          |           |           |
|   | 6.375% 10/01/34   | 500,000   | 518,725   |
| <b>FL Tampa</b>   |   |           |           |
|   | H. Lee Moffitt Cancer Center<br>Series 1999 A,                      |           |           |
|   | 5.750% 07/01/29   | 2,000,000 | 2,075,860 |
| <b>FL West Orange Healthcare District</b>               |   |           |           |
|   | Series 2001 A,  |           |           |
|   | 5.650% 02/01/22   | 525,000   | 551,765   |
| <b>GA Coffee County Hospital Authority</b>              |   |           |           |
|   | Coffee Regional Medical Center, Inc.,<br>Series 2004,               |           |           |
|   | 5.000% 12/01/26   | 600,000   | 602,130   |
| <b>IL Health Facilities Authority</b>                   |   |           |           |
|   | Thorek Hospital & Medical Center,<br>Series 1998,                   |           |           |
|   | 5.250% 08/15/18   | 600,000   | 608,052   |
| <b>IL Southwestern Development Authority</b>            |   |           |           |
|   | Anderson Hospital,<br>Series 1999,                                  |           |           |
|   | 5.500% 08/15/20   | 225,000   | 232,931   |
| <b>IN Health Facility Financing Authority</b>           |   |           |           |
|   | Community Foundation, Northwest<br>Indiana, Inc.,<br>Series 2004 A, |           |           |
|   | 6.000% 03/01/34   | 575,000   | 590,807   |
| <b>LA Public Facilities Authority</b>                   |   |           |           |
|   | Touro Infirmary,<br>Series 1999,                                    |           |           |
|   | 5.625% 08/15/29   | 350,000   | 356,888   |
| <b>MA Health &amp; Educational Facilities Authority</b> |   |           |           |
|   | Jordan Hospital,  |           |           |

Edgar Filing: COLONIAL HIGH INCOME MUNICIPAL TRUST - Form N-Q

|  |          |           |           |
|--|----------|-----------|-----------|
| Series 2003 E,   |          |           |           |
| 6.750%   | 10/01/33 | 500,000   | 531,750   |
| Milford Whitinsville Regional<br>Hospital,<br>Series 2002 D, |          |           |           |
| 6.350%   | 07/15/32 | 1,000,000 | 1,051,110 |

| Municipal Bonds (continued) | Par (\$) | Value (\$) |
|-----------------------------|----------|------------|
| [Redacted content]          |          |            |



**HEALTH CARE (continued)**

**Hospitals (continued)**







Edgar Filing: COLONIAL HIGH INCOME MUNICIPAL TRUST - Form N-Q

|   |  |           |           |
|---|--|-----------|-----------|
| <b>MD Health &amp; Higher Educational Facilities Authority</b>    |  |           |           |
|   | Adventist Healthcare,<br>Series 2003 A:                            |           |           |
|   | 5.000% 01/01/16  | 400,000   | 411,492   |
|   | 5.750% 01/01/25  | 600,000   | 631,356   |
| <b>MI Dickinson County Healthcare System</b>                      |  |           |           |
|   | Series 1999,   |           |           |
|   | 5.700% 11/01/18  | 750,000   | 753,150   |
| <b>MI Flint Hospital Building Authority</b>                       |  |           |           |
|   | Hurley Medical Center,<br>Series 1998 A,                           |           |           |
|   | 5.375% 07/01/20  | 450,000   | 444,645   |
| <b>MN St. Paul Housing &amp; Redevelopment Authority</b>          |  |           |           |
|   | HealthEast Project,<br>Series 2001 A,                              |           |           |
|   | 5.700% 11/01/15  | 1,000,000 | 999,440   |
| <b>MN Washington County Housing &amp; Redevelopment Authority</b> |  |           |           |
|   | HealthEast, Inc.,<br>Series 1998,                                  |           |           |
|   | 5.250% 11/15/12  | 1,300,000 | 1,295,021 |
| <b>NC Medical Care Commission</b>                                 |  |           |           |
|   | Stanly Memorial Hospital,<br>Series 1999,                          |           |           |
|   | 6.375% 10/01/29  | 1,915,000 | 2,051,061 |
| <b>NH Higher Educational &amp; Health Facilities Authority</b>    |  |           |           |
|   | Catholic Medical Center,<br>Series 2002,                           |           |           |
|   | 6.125% 07/01/32  | 400,000   | 416,480   |
|   | Littleton Hospital Association, Inc.:<br>Series 1998 A,            |           |           |
|   | 6.000% 05/01/28  | 625,000   | 600,688   |
|   | Series 1998 B,   |           |           |
|   | 5.900% 05/01/28  | 780,000   | 740,220   |
| <b>NJ Health Care Facilities Financing Authority Revenue</b>      |  |           |           |
|   | Capital Health Systems Obligated<br>Group, Inc.,<br>Series 2003 A, |           |           |
|   | 5.750% 07/01/23  | 650,000   | 695,909   |

Edgar Filing: COLONIAL HIGH INCOME MUNICIPAL TRUST - Form N-Q

**NV Henderson Healthcare Facility Revenue**

Catholic Healthcare West,  
Series 1998,

5.375% 07/01/26

500,000

507,955

**NY Dormitory Authority Revenue**

North Shore - Long Island Jewish  
Medical Center,  
Series 2003,

5.500% 05/01/33

300,000

316,740

**OH Belmont County**

East Ohio Regional Hospital,  
Series 1998,

5.700% 01/01/13

900,000

846,126

7


---

| Municipal Bonds (continued) | Par (\$) | Value (\$) |
|-----------------------------|----------|------------|
| [Redacted content]          |          |            |



**HEALTH CARE (continued)**

**Hospitals (continued)**



Edgar Filing: COLONIAL HIGH INCOME MUNICIPAL TRUST - Form N-Q

|  |   |           |           |
|--|---|-----------|-----------|
| <b>OH Highland County Joint Township Hospital District</b> |   |           |           |
|  | Series 1999,  |           |           |
|  | 6.750% 12/01/29   | 935,000   | 922,555   |
| <b>OH Lakewood</b>   |   |           |           |
|  | Lakewood Hospital Association,<br>Series 2003,                |           |           |
|  | 5.500% 02/15/14   | 600,000   | 644,970   |
| <b>OH Miami County</b>                                     |   |           |           |
|  | Upper Valley Medical Center, Inc.,<br>Series 1996 A,          |           |           |
|  | 6.375% 05/15/26   | 1,000,000 | 1,040,890 |
| <b>OH Sandusky County</b>                                  |   |           |           |
|  | County Memorial Hospital,<br>Series 1998,                     |           |           |
|  | 5.150% 01/01/10   | 250,000   | 254,373   |
| <b>PA Allegheny County Hospital Development Authority</b>  |   |           |           |
|  | Ohio Valley General Hospital,<br>Series 1998 A,               |           |           |
|  | 5.450% 01/01/28   | 1,000,000 | 972,930   |
| <b>SC Jobs Economic Development Authority</b>              |   |           |           |
|  | Bon Secours Health Systems, Inc.,<br>Series 2002 A,           |           |           |
|  | 5.500% 11/15/23   | 1,750,000 | 1,816,745 |
| <b>SC Lexington County Health Services District, Inc.</b>  |   |           |           |
|  | Series 2003,  |           |           |
|  | 5.500% 11/01/23   | 750,000   | 790,762   |
| <b>SD Health &amp; Educational Facilities Authority</b>    |   |           |           |
|  | Sioux Valley Hospitals & Health<br>Systems,<br>Series 2004 A, |           |           |
|  | 5.250% 11/01/34   | 800,000   | 820,816   |
| <b>TX Comal County Health Facilities Development</b>       |   |           |           |
|  | McKenna Memorial,<br>Series 2002 A,                           |           |           |
|  | 6.250% 02/01/32   | 500,000   | 519,215   |
| <b>TX Richardson Hospital Authority</b>                    |   |           |           |
|  | Richardson Medical Center,<br>Series 1998,                    |           |           |

Edgar Filing: COLONIAL HIGH INCOME MUNICIPAL TRUST - Form N-Q

|   |  |           |           |
|---|--|-----------|-----------|
|   | 5.625% 12/01/28                          | 750,000   | 774,180   |
| <b>TX Tyler Health Facilities Development Corp.</b> |  |           |           |
|   | Mother Frances Hospital,<br>Series 2001, |           |           |
|   | 6.000% 07/01/31                          | 1,000,000 | 1,051,030 |



| Municipal Bonds (continued) | Par (\$) | Value (\$) |
|-----------------------------|----------|------------|
| [Redacted content]          |          |            |



**HEALTH CARE (continued)**

**Hospitals (continued)**





Edgar Filing: COLONIAL HIGH INCOME MUNICIPAL TRUST - Form N-Q

|  |  |                 |            |
|--|--|-----------------|------------|
| <b>VA Prince William County Industrial Development Authority</b> |  |                 |            |
|  | Potomac Hospital Corp.,<br>Series 2003,                |                 |            |
|  | 5.200% 10/01/30  | 650,000         | 674,258    |
| <b>VT Educational &amp; Health Buildings Finance Agency</b>      |  |                 |            |
|  | Brattleboro Memorial Hospital,<br>Series 1998,         |                 |            |
|  | 5.375% 03/01/28  | 1,075,000       | 1,055,102  |
| <b>WA Health Care Facilities Authority</b>                       |  |                 |            |
|  | Kadlec Medical Center,<br>Series 2001,<br>Insured: RAD |                 |            |
|  | 5.875% 12/01/21  | 600,000         | 661,200    |
| <b>WI Health &amp; Educational Facilities Authority</b>          |  |                 |            |
|  | Fort HealthCare, Inc., Project,<br>Series 2004,        |                 |            |
|  | 5.750% 05/01/29  | 1,000,000       | 1,030,590  |
|  | Aurora Health Care, Inc.,<br>Series 2003,              |                 |            |
|  | 6.400% 04/15/33  | 525,000         | 578,067    |
|  | Wheaton Franciscan Services,<br>Series 2002,           |                 |            |
|  | 5.750% 08/15/30  | 600,000         | 634,254    |
|  |  | Hospitals Total | 38,296,924 |
| <b>Intermediate Care Facilities</b>                              | <b>1.3%</b>  |                 |            |



Edgar Filing: COLONIAL HIGH INCOME MUNICIPAL TRUST - Form N-Q

|  |  |           |           |
|--|--|-----------|-----------|
| <b>IL Health Facilities Financing Authority</b>    |  |           |           |
|  | Hoosier Care, Inc.,<br>Series 1999 A,                |           |           |
|  | 7.125% 06/01/34                                      | 1,190,000 | 1,022,460 |
| <b>IN Health Facilities Financing Authority</b>    |  |           |           |
|  | Hoosier Care, Inc.,<br>Series 1999 A,                |           |           |
|  | 7.125% 06/01/34                                      | 150,000   | 128,881   |
| <b>PA Economic Development Financing Authority</b> |  |           |           |
|  | Northwestern Human Services, Inc.,<br>Series 1998 A, |           |           |
|  | 5.250% 06/01/14                                      | 1,500,000 | 1,384,020 |
|  | Intermediate Care Facilities Total                   |           | 2,535,361 |
| <b>Nursing Homes</b>                               | <b>8.4%</b>  |           |           |

Edgar Filing: COLONIAL HIGH INCOME MUNICIPAL TRUST - Form N-Q

**AK Juneau**

St. Ann's Care Center,  
Series 1999,

6.875% 12/01/25

1,250,000

1,267,212



| Municipal Bonds (continued) | Par (\$) | Value (\$) |
|-----------------------------|----------|------------|
| [Redacted content]          |          |            |



**HEALTH CARE (continued)**

**Nursing Homes (continued)**





Edgar Filing: COLONIAL HIGH INCOME MUNICIPAL TRUST - Form N-Q

|  |   |           |           |
|--|---|-----------|-----------|
| <b>CO Health Facilities Authority</b>          |   |           |           |
|  | American Housing Foundation I, Inc.<br>Project,<br>Series 2003 A,             |           |           |
|  | 8.500% 12/01/31<br>Pioneer Health Care, Series 1989,                          | 465,000   | 464,712   |
|  | 10.500% 05/01/19<br>Volunteers of America:<br>Series 1998 A:                  | 1,790,000 | 1,449,900 |
|  | 5.450% 07/01/08   | 200,000   | 198,010   |
|  | 5.750% 07/01/20<br>Series 1999 A,   | 865,000   | 828,722   |
|  | 6.000% 07/01/29   | 350,000   | 335,269   |
| <b>IA Finance Authority</b>                    |   |           |           |
|  | Care Initiatives Project:<br>Series 1996,                                     |           |           |
|  | 9.250% 07/01/25<br>Series 1998 B,   | 965,000   | 1,172,031 |
|  | 5.750% 07/01/18   | 550,000   | 546,046   |
|  | 5.750% 07/01/28   | 1,475,000 | 1,359,168 |
| <b>IN Gary Industrial Economic Development</b> |   |           |           |
|  | West Side Health Care Center,<br>Series 1987 A,                               |           |           |
|  | 11.500% 10/01/17(d)   | 1,330,000 | 665,000   |
| <b>IN Michigan City Health Facilities</b>      |   |           |           |
|  | Metro Health Foundation, Inc. Project,<br>Series 1993,                        |           |           |
|  | 11.000% 11/01/22(e)   | 2,447,822 | 80,778    |
| <b>MA Development Finance Agency</b>           |   |           |           |
|  | Alliance Health Care Facilities,<br>Series 1999,                              |           |           |
|  | 7.100% 07/01/32<br>American Health Woodlawn<br>Manor, Inc.,<br>Series 2000 A, | 1,285,000 | 1,286,144 |
|  | 7.750% 12/01/27<br>Series 2000 B,   | 1,509,135 | 821,890   |
|  | 10.250% 06/01/27(d)(f)  | 475,907   | 71,386    |
| <b>MN Sartell</b>                              |   |           |           |
|  | Foundation for Healthcare,<br>Series 1999 A,                                  |           |           |
|  | 6.625% 09/01/29   | 1,145,000 | 1,175,823 |

Edgar Filing: COLONIAL HIGH INCOME MUNICIPAL TRUST - Form N-Q

**PA Chester County Industrial Development Authority**

Pennsylvania Nursing Home, Inc.,  
Series 2002,

8.500% 05/01/32

1,595,000

1,565,811

**PA Washington County Industrial Development Authority**

AHF Project,  
Series 2003,

7.750% 01/01/29

1,211,000

1,182,517

**TN Metropolitan Government**


| Municipal Bonds (continued) | Par (\$) | Value (\$) |
|-----------------------------|----------|------------|
| [Redacted content]          |          |            |





**HEALTH CARE (continued)**

**Nursing Homes (continued)**





Edgar Filing: COLONIAL HIGH INCOME MUNICIPAL TRUST - Form N-Q

|  |  |           |            |
|--|--|-----------|------------|
|  | AHF Project,<br>Series 2003,                                 |           |            |
|  | 7.750% 01/01/29  | 1,141,000 | 1,116,731  |
| <b>TX Kirbyville Health Facilities<br/>Development Corp.</b> |  |           |            |
|  | Heartway III Project,<br>Series 1997 A,                      |           |            |
|  | 10.000% 03/20/18(d)  | 668,626   | 200,588    |
| <b>WA Kitsap County Housing Authority</b>                    |  |           |            |
|  | Martha & Mary Nursing Home,<br>Series 1996,<br>Insured: GNMA |           |            |
|  | 7.100% 02/20/36  | 1,000,000 | 1,160,500  |
| <b>WI Health &amp; Educational Facilities<br/>Authority</b>  |  |           |            |
|  | Metro Health Foundation, Inc.,<br>Series 1993,               |           |            |
|  | 11.000% 11/01/22(e)  | 2,201,942 | 72,664     |
|  | Nursing Homes Total  |           | 17,020,902 |
|  | HEALTH CARE TOTAL  |           | 84,469,214 |



**HOUSING 14.0%**

**Assisted Living/Senior 4.3%**



Edgar Filing: COLONIAL HIGH INCOME MUNICIPAL TRUST - Form N-Q

|   |   |           |           |
|---|---|-----------|-----------|
| <b>DE Kent County</b>   |   |           |           |
|   | Heritage at Dover,<br>Series 1999, AMT,                 |           |           |
|   | 7.625% 01/01/30   | 1,665,000 | 1,512,436 |
| <b>GA Columbus Housing Authority</b>                          |   |           |           |
|   | The Gardens at Calvary,<br>Series 1999,                 |           |           |
|   | 7.000% 11/15/19   | 485,000   | 427,358   |
| <b>IL Development Finance Authority</b>                       |   |           |           |
|   | Care Institute, Inc.,<br>Series 1995,                   |           |           |
|   | 8.250% 06/01/25   | 1,220,000 | 1,208,642 |
| <b>MN Roseville</b>   |   |           |           |
|   | Care Institute, Inc.,<br>Series 1993,                   |           |           |
|   | 7.750% 11/01/23(d)                                      | 1,740,000 | 1,131,000 |
| <b>NC Medical Care Commission</b>                             |   |           |           |
|   | DePaul Community Facilities<br>Project,<br>Series 1999, |           |           |
|   | 7.625% 11/01/29   | 1,445,000 | 1,504,202 |
| <b>NY Huntington Housing Authority</b>                        |   |           |           |
|   | Gurwin Jewish Senior Center,<br>Series 1999:            |           |           |
|   | 5.875% 05/01/19   | 700,000   | 679,511   |
|   | 6.000% 05/01/29   | 775,000   | 747,123   |
| <b>TX Bell County Health Facilities<br/>Development Corp.</b> |   |           |           |
|   | Care Institute, Inc.,<br>Series 1994,                   |           |           |
|   | 9.000% 11/01/24   | 1,670,000 | 1,562,535 |
|   | Assisted Living/Senior Total                            |           | 8,772,807 |

| Municipal Bonds (continued) | Par (\$) | Value (\$) |
|-----------------------------|----------|------------|
| [Redacted content]          |          |            |





**HOUSING (continued)**

**Multi-Family 9.7%**

Edgar Filing: COLONIAL HIGH INCOME MUNICIPAL TRUST - Form N-Q

|   |   |           |           |
|---|---|-----------|-----------|
| <b>AZ Maricopa County Industrial Development Authority</b>        |   |           |           |
|   | National Health Facilities,<br>Series 1998 A,<br>Insured: FSA |           |           |
|   | 5.100% 01/01/33   | 4,500,000 | 4,585,590 |
| <b>DC District of Columbia Housing Finance Agency</b>             |   |           |           |
|   | Henson Ridge,<br>Series 2004 E, AMT,<br>Insured: FHA          |           |           |
|   | 5.100% 06/01/37   | 1,000,000 | 985,280   |
| <b>DE Wilmington</b>  |   |           |           |
|   | Electra Arms Senior Association Project<br>Series 1998, AMT,  |           |           |
|   | 6.250% 06/01/28   | 925,000   | 746,956   |
| <b>FL Broward County Housing Finance Authority</b>                |   |           |           |
|   | Chaves Lake Apartment Project,<br>Series 2000 A, AMT,         |           |           |
|   | 7.500% 07/01/40   | 750,000   | 751,342   |
| <b>FL Clay County Housing Finance Authority</b>                   |   |           |           |
|   | Madison Commons Apartments,<br>Series 2000 A, AMT,            |           |           |
|   | 7.450% 07/01/40   | 735,000   | 738,587   |
| <b>MN Lakeville</b>   |   |           |           |
|   | Southfork Apartments Project,:<br>Series 1989 A,              |           |           |
|   | 9.875% 02/01/20   | 2,570,000 | 2,570,591 |
|   | Series 1989 B,<br>(a) 02/01/20                                | 903,000   | 237,597   |
| <b>MN Robbinsdale Economic Development Authority</b>              |   |           |           |
|   | Broadway Court,<br>Series 1999 A,                             |           |           |
|   | 6.875% 01/01/26   | 500,000   | 458,960   |
| <b>MN Washington County Housing &amp; Redevelopment Authority</b> |   |           |           |
|   | Cottages of Aspen,<br>Series 1992, AMT,                       |           |           |
|   | 9.250% 06/01/22   | 970,000   | 990,574   |
| <b>MN White Bear Lake</b>   |   |           |           |
|   | Birch Lake Townhome Project:<br>Series 1989 A, AMT,           |           |           |

Edgar Filing: COLONIAL HIGH INCOME MUNICIPAL TRUST - Form N-Q

|   |           |           |
|---|-----------|-----------|
| 10.250% 07/15/19<br>Series 1989 B, AMT, | 2,200,000 | 2,208,316 |
| (a) 07/15/19                            | 690,000   | 317,359   |

| Municipal Bonds (continued) | Par (\$) | Value (\$) |
|-----------------------------|----------|------------|
| [Redacted content]          |          |            |



**HOUSING (continued)**

**Multi-Family (continued)**







Edgar Filing: COLONIAL HIGH INCOME MUNICIPAL TRUST - Form N-Q

|  |   |           |            |
|--|---|-----------|------------|
| <b>NC Medical Care Community Revenue</b>                   |   |           |            |
|  | ARC Projects,<br>Series 2004 A,                                   |           |            |
|  | 5.800% 10/01/34   | 500,000   | 504,220    |
| <b>Resolution Trust Corp.</b>                              |   |           |            |
|  | Pass-Through Certificates,<br>Series 1993 A,                      |           |            |
|  | 8.500% 12/01/16   | 546,075   | 535,000    |
| <b>TN Franklin Industrial Development Board</b>            |   |           |            |
|  | Landings Apartment Project,<br>Series 1996 B,                     |           |            |
|  | 8.750% 04/01/27   | 825,000   | 842,556    |
| <b>TX Affordable Housing Corp.</b>                         |   |           |            |
|  | NHT/GTEX Project,<br>Series 2001 C,                               |           |            |
|  | 10.000% 10/01/31(d)   | 870,000   | 30,450     |
| <b>TX Department of Housing &amp; Community Affairs</b>    |   |           |            |
|  | Pebble Brooks Apartments,<br>Series 1998, AMT,<br>Guarantor: FNMA |           |            |
|  | 5.500% 12/01/18   | 1,000,000 | 1,054,990  |
| <b>TX El Paso County Housing Finance Corp.</b>             |   |           |            |
|  | American Village Communities:<br>Series 2000 C,                   |           |            |
|  | 8.000% 12/01/32   | 380,000   | 391,404    |
|  | Series 2000 D,  |           |            |
|  | 10.000% 12/01/32  | 410,000   | 424,567    |
| <b>VA Alexandria Redevelopment &amp; Housing Authority</b> |   |           |            |
|  | Courthouse Commons Apartments,<br>Series 1990 A, AMT,             |           |            |
|  | 10.000% 01/01/21  | 1,500,000 | 1,244,115  |
|  | Multi-Family Total  |           | 19,618,454 |
|  | HOUSING TOTAL   |           | 28,391,261 |



**INDUSTRIALS** 7.8%

**Food Products** 1.9%



Edgar Filing: COLONIAL HIGH INCOME MUNICIPAL TRUST - Form N-Q

|  |  |           |           |
|--|--|-----------|-----------|
| <b>GA Cartersville Development Authority</b>     |  |           |           |
|  | Anheuser Busch Project, Inc.,<br>Series 2002, AMT, |           |           |
|  | 5.950% 02/01/32                                    | 1,000,000 | 1,066,610 |
| <b>IN Hammond</b>                                |  |           |           |
|  | American Maize Products Co.,<br>Series 1994, AMT,  |           |           |
|  | 8.000% 12/01/24                                    | 510,000   | 521,975   |
| <b>LA Southern Louisiana Port<br/>Commission</b> |  |           |           |
|  | Cargill, Inc., Project,<br>Series 1997,            |           |           |
|  | 5.850% 04/01/17                                    | 1,000,000 | 1,050,510 |
| <b>MI Strategic Fund</b>                         |  |           |           |
|  | Michigan Sugar Co., Sebewaing<br>Project,          |           |           |

| Municipal Bonds (continued) | Par (\$) | Value (\$) |
|-----------------------------|----------|------------|
| [Redacted content]          |          |            |



**INDUSTRIALS (continued)**

**Food Products (continued)**







Edgar Filing: COLONIAL HIGH INCOME MUNICIPAL TRUST - Form N-Q

|                                    |             |           |           |
|------------------------------------|-------------|-----------|-----------|
| Series 1998 A,                     |             |           |           |
| 6.250%                             | 11/01/15    | 1,250,000 | 1,251,462 |
| Food Products Total                |             |           | 3,890,557 |
| <b>Forest Products &amp; Paper</b> | <b>3.1%</b> |           |           |



Edgar Filing: COLONIAL HIGH INCOME MUNICIPAL TRUST - Form N-Q

|  |   |           |           |
|--|---|-----------|-----------|
| <b>AL Camden Industrial Development Board</b>                              |   |           |           |
|  | Weyerhaeuser Co.,<br>Series 2003 B, AMT,        |           |           |
|  | 6.375% 12/01/24                                 | 550,000   | 597,162   |
| <b>AL Courtland Industrial Development Board Environmental Improvement</b> |   |           |           |
|  | International Paper Co.,<br>Series 2003 B, AMT, |           |           |
|  | 6.250% 08/01/25                                 | 1,000,000 | 1,071,200 |
| <b>AL Phenix City Industrial Development Board</b>                         |   |           |           |
|  | Meadwestvaco Corp.,<br>Series 2002 A, AMT,      |           |           |
|  | 6.350% 05/15/35                                 | 550,000   | 590,326   |
| <b>AR Camden Environmental Improvement</b>                                 |   |           |           |
|  | International Paper Co.,<br>Series 2004 A, AMT, |           |           |
|  | 5.000% 11/01/18                                 | 250,000   | 252,178   |
| <b>GA Rockdale County Development Authority</b>                            |   |           |           |
|  | Visy Paper, Inc.,<br>Series 1993, AMT,          |           |           |
|  | 7.500% 01/01/26                                 | 1,800,000 | 1,839,060 |
| <b>MI Delta County Economic Development Corp.</b>                          |   |           |           |
|  | Mead Westvaco-Escanaba,<br>Series 2002 B, AMT,  |           |           |
|  | 6.450% 04/15/23                                 | 450,000   | 503,977   |
| <b>MS Lowndes County</b>   |   |           |           |
|  | Weyerhaeuser Co. Project,<br>Series 1992 B,     |           |           |
|  | 6.700% 04/01/22                                 | 850,000   | 1,018,521 |
| <b>VA Bedford County Industrial Development Authority</b>                  |   |           |           |
|  | Nekoosa Packaging Corp.,<br>Series 1998, AMT,   |           |           |
|  | 5.600% 12/01/25                                 | 400,000   | 399,148   |
|  | Forest Products & Paper Total                   |           | 6,271,572 |

Manufacturing 0.9%

**IL Will-Kankakee Regional  
Development Authority**

Flanders Corp., Precisionaire Project,  
Series 1997, AMT,

6.500% 12/15/17

780,000


791,833

| Municipal Bonds (continued) | Par (\$) | Value (\$) |
|-----------------------------|----------|------------|
| [Redacted content]          |          |            |



**INDUSTRIALS (continued)**

**Manufacturing (continued)**







Edgar Filing: COLONIAL HIGH INCOME MUNICIPAL TRUST - Form N-Q

**TX Trinity River Authority**

Texas Instruments Project,  
Series 1996, AMT,

6.200% 03/01/20

1,000,000

1,037,020

Manufacturing Total

1,828,853

**Metals & Mining 0.7%**



**NV State Department of Business & Industry**

Wheeling-Pittsburgh Steel Corp.,  
Series 1999 A, AMT,

8.000% 09/01/14(g)

893,387

918,393

**VA Greensville County Industrial Development Authority**

Wheeling-Pittsburgh Steel Corp.,  
Series 1999 A, AMT,

7.000% 04/01/14

500,000

485,655

Metals & Mining Total

1,404,048

**Oil & Gas 1.2%**

Edgar Filing: COLONIAL HIGH INCOME MUNICIPAL TRUST - Form N-Q

|  |   |                 |                   |
|--|---|-----------------|-------------------|
| <b>NJ Middlesex County Pollution Control Authority</b> |   |                 |                   |
|  | Amerada Hess,<br>Series 2004,               |                 |                   |
|  | 6.050% 09/15/34                             | 285,000         | 301,869           |
| <b>TX Gulf Coast Industrial Development Authority</b>  |   |                 |                   |
|  | Citgo Petroleum,<br>Series 1998, AMT,       |                 |                   |
|  | 8.000% 04/01/28                             | 500,000         | 565,240           |
| <b>VI Government Refinery Facilities</b>               |   |                 |                   |
|  | Hovensa Coker Project,<br>Series 2002, AMT, |                 |                   |
|  | 6.500% 07/01/21(b)                          | 375,000         | 410,453           |
| <b>VI Public Finance Authority</b>                     |   |                 |                   |
|  | Hovensa Refinery:<br>Series 2003, AMT,      |                 |                   |
|  | 6.125% 07/01/22                             | 525,000         | 563,645           |
|  | Series 2004, AMT,                           |                 |                   |
|  | 5.875% 07/01/22                             | 600,000         | 637,236           |
|  |   | Oil & Gas Total | 2,478,443         |
|  | <b>INDUSTRIALS TOTAL</b>                    |                 | <b>15,873,473</b> |



**OTHER 16.9%**

**Other 0.7%**

Edgar Filing: COLONIAL HIGH INCOME MUNICIPAL TRUST - Form N-Q

**NY Convention Center Operating Corp.**

Yale Building Project,  
Series 2003,

(a) 06/01/08

1,700,000

1,464,006

Other Total

1,464,006



| Municipal Bonds (continued) | Par (\$) | Value (\$) |
|-----------------------------|----------|------------|
| [Redacted content]          |          |            |



**OTHER (continued)**

**Pool/Bond Bank 0.4%**



Edgar Filing: COLONIAL HIGH INCOME MUNICIPAL TRUST - Form N-Q

**MI Municipal Bond Authority**

Local Government Loan Project,  
Series 2001 A,  
Insured: AMBAC

|                      |         |         |
|----------------------|---------|---------|
| 5.375% 11/01/17      | 750,000 | 832,650 |
| Pool/Bond Bank Total |         | 832,650 |

**Refunded/Escrowed (j) 13.6%**



Edgar Filing: COLONIAL HIGH INCOME MUNICIPAL TRUST - Form N-Q

|   |   |           |           |
|---|---|-----------|-----------|
| <b>CO Denver City &amp; County Airport</b>      |   |           |           |
|   | Pre-refunded 03/03/2005,<br>Series 1992 C, AMT,   |           |           |
|   | 6.125% 11/15/25   | 2,840,000 | 2,847,498 |
|   | Pre-refunded Escrowed to<br>Maturity,<br>Series 1992 C, AMT,                                    |           |           |
|   | 6.125% 11/15/25   | 2,280,000 | 2,713,747 |
| <b>CO Public Highway Authority</b>              |   |           |           |
|   | Arapahoe Authority, E-470,<br>Pre-refunded, 09/01/12,<br>Series 2000 B,                         |           |           |
|   | (a) 09/01/35  | 8,750,000 | 1,102,850 |
| <b>CT Development Authority</b>                 |   |           |           |
|   | Sewer Sludge Disposal Facilities,<br>Pre-refunded Escrowed to<br>Maturity,<br>Series 1996, AMT, |           |           |
|   | 8.250% 12/01/06   | 345,000   | 369,492   |
| <b>GA Forsyth County Hospital<br/>Authority</b> |   |           |           |
|   | Georgia Baptist Healthcare<br>System,<br>Pre-refunded Escrowed to<br>Maturity,<br>Series 1998,  |           |           |
|   | 6.000% 10/01/08   | 625,000   | 663,450   |
| <b>ID Health Facilities Authority</b>           |   |           |           |
|   | IHC Hospitals, Inc.,<br>Pre-refunded Escrowed to<br>Maturity,<br>Series 1992,                   |           |           |
|   | 6.650% 02/15/21   | 1,750,000 | 2,269,942 |
| <b>IL Health Facilities Authority</b>           |   |           |           |
|   | Swedish American Hospital,<br>Pre-refunded 05/15/2011,<br>Series 2000,                          |           |           |
|   | 6.875% 11/15/30   | 500,000   | 592,225   |
| <b>IL University of Illinois</b>                |   |           |           |
|   | Pre-refunded Escrowed to<br>Maturity,<br>Series 2001 A,<br>Insured: AMBAC                       |           |           |
|   | 5.500% 08/15/17   | 685,000   | 771,009   |
| <b>NC Lincoln County</b>                        |   |           |           |
|   | Lincoln County Hospital,  |           |           |

Edgar Filing: COLONIAL HIGH INCOME MUNICIPAL TRUST - Form N-Q

|                         |   |         |         |
|-------------------------|---|---------|---------|
|                         | Pre-refunded Escrowed to<br>Maturity,<br>Series 1991, |         |         |
|                         | 9.000% 05/01/07                                       | 190,000 | 203,108 |
| <b>NY New York City</b> | Series 1997 A,  |         |         |
|                         | 7.000% 08/01/07                                       | 40,000  | 43,108  |



| Municipal Bonds (continued) | Par (\$) | Value (\$) |
|-----------------------------|----------|------------|
| [Redacted content]          |          |            |



**OTHER (continued)**

**Refunded/Escrowed (continued)**





Edgar Filing: COLONIAL HIGH INCOME MUNICIPAL TRUST - Form N-Q

|   |   |           |            |
|---|---|-----------|------------|
| <b>PA Delaware County Authority</b>   |   |           |            |
|   | Mercy Health Corp.,<br>Southeastern Pennsylvania<br>Obligated,<br>Pre-refunded, 12/15/08, |           |            |
|   | Series 1996:  |           |            |
|   | 6.000% 12/15/16   | 1,400,000 | 1,501,472  |
|   | 6.000% 12/15/26   | 1,000,000 | 1,067,910  |
| <b>PR Commonwealth of Puerto Rico<br/>Public Finance Corp.</b>                |   |           |            |
|   | Pre-refunded Escrowed to Maturity,<br>Series 2002 E,                                      |           |            |
|   | 6.000% 08/01/26   | 155,000   | 188,685    |
| <b>TN Shelby County, Health, Education &amp;<br/>Housing Facilities Board</b> |   |           |            |
|   | Open Arms Development Center,<br>Pre-refunded, 08/01/12:<br>Series 1992 A,                |           |            |
|   | 9.750% 08/01/19   | 805,000   | 954,770    |
|   | Series 1992 C,  |           |            |
|   | 9.750% 08/01/19   | 785,000   | 931,049    |
| <b>TX Board of Regents</b>  |   |           |            |
|   | University of Texas,<br>Pre-refunded Escrowed to Maturity,<br>Series 2001 B,              |           |            |
|   | 5.375% 08/15/18   | 650,000   | 726,524    |
| <b>TX San Antonio Independent School<br/>District</b>                         |   |           |            |
|   | Pre-refunded Escrowed to Maturity,<br>Series 1997,<br>Insured: PSFG                       |           |            |
|   | 5.000% 08/15/27   | 9,000,000 | 9,663,120  |
| <b>WV Hospital Finance Authority</b>  |   |           |            |
|   | Charleston Area Medical Center,<br>Pre-refunded 09/01/2010,<br>Series 2000 A,             |           |            |
|   | 6.750% 09/01/30   | 805,000   | 955,028    |
|   | Refunded/Escrowed Total   |           | 27,564,987 |
| <b>Tobacco 2.2%</b>   |   |           |            |

Edgar Filing: COLONIAL HIGH INCOME MUNICIPAL TRUST - Form N-Q

**CA Golden State Tobacco Securitization Authority**

|                  |                 |           |           |
|------------------|-----------------|-----------|-----------|
| Asset Backed:    |                 |           |           |
| Series 2003 A-1, |                 |           |           |
|                  | 6.250% 06/01/33 | 1,800,000 | 1,834,164 |
| Series 2003 B,   |                 |           |           |
|                  | 5.500% 06/01/43 | 750,000   | 800,670   |

**NJ Tobacco Settlement Financing Corp.**

|              |                 |           |           |
|--------------|-----------------|-----------|-----------|
| Series 2003, |                 |           |           |
|              | 6.750% 06/01/39 | 1,500,000 | 1,570,260 |

**WA Tobacco Settlement Authority**

|              |  |  |  |
|--------------|--|--|--|
| Series 2002, |  |  |  |
|--------------|--|--|--|


| Municipal Bonds (continued) | Par (\$) | Value (\$) |
|-----------------------------|----------|------------|
| [Redacted content]          |          |            |





**OTHER (continued)**

**Tobacco (continued)**




Edgar Filing: COLONIAL HIGH INCOME MUNICIPAL TRUST - Form N-Q

|                 |               |            |
|-----------------|---------------|------------|
| 6.625% 06/01/32 | 250,000       | 257,733    |
|                 | Tobacco Total | 4,462,827  |
|                 | OTHER TOTAL   | 34,324,470 |



**OTHER REVENUE 4.0%**

**Hotels 0.5%**



**PA Philadelphia Authority for Industrial  
Development**

Doubletree Project I,  
Series 1997 A,

6.500% 10/01/27

1,000,000

1,038,280

Hotels Total

1,038,280

**Recreation 2.6%**



Edgar Filing: COLONIAL HIGH INCOME MUNICIPAL TRUST - Form N-Q

|   |   |                  |           |
|---|---|------------------|-----------|
| <b>CA Agua Caliente</b>                     |   |                  |           |
|   | Band of Cahuilla Indians Revenue,<br>Series 2003,   |                  |           |
|   | 5.600% 07/01/13                                     | 1,000,000        | 1,014,550 |
| <b>CA Cabazon Band Mission Indians</b>      |   |                  |           |
|   | Series 2004,  |                  |           |
|   | 8.375% 10/01/15(g)                                  | 275,000          | 277,159   |
|   | 8.750% 10/01/19(g)                                  | 970,000          | 979,448   |
| <b>CT Gaming Authority</b>                  |   |                  |           |
|   | Mohegan Tribe,<br>Series 2001,                      |                  |           |
|   | 6.250% 01/01/31(g)                                  | 275,000          | 292,396   |
| <b>CT Mashantucket Western Pequot Tribe</b> |   |                  |           |
|   | Series 1999 B,                                      |                  |           |
|   | (a) 09/01/16(g)                                     | 1,000,000        | 549,130   |
| <b>FL Capital Trust Agency</b>              |   |                  |           |
|   | Seminole Tribe Convention Center,<br>Series 2002 A, |                  |           |
|   | 10.000% 10/01/33(g)                                 | 1,350,000        | 1,538,581 |
| <b>NM Red River Sports Facility</b>         |   |                  |           |
|   | Red River Ski Area Project,<br>Series 1998,         |                  |           |
|   | 6.450% 06/01/07                                     | 595,000          | 601,718   |
|   |   | Recreation Total | 5,252,982 |
| <b>Retail</b>                               | <b>0.9%</b>   |                  |           |

Edgar Filing: COLONIAL HIGH INCOME MUNICIPAL TRUST - Form N-Q

**NJ Economic Development Authority**

Glimcher Properties LP Project,  
Series 1998, AMT,

6.000% 11/01/28

1,250,000

1,231,200

**OH Lake County**

North Madison Properties,  
Series 1993,



| Municipal Bonds (continued) | Par (\$) | Value (\$) |
|-----------------------------|----------|------------|
| [Redacted content]          |          |            |



**OTHER REVENUE (continued)**

**Retail (continued)**



Edgar Filing: COLONIAL HIGH INCOME MUNICIPAL TRUST - Form N-Q

|                     |              |           |
|---------------------|--------------|-----------|
| 8.819% 09/01/11     | 655,000      | 655,609   |
|                     | Retail Total | 1,886,809 |
| OTHER REVENUE TOTAL |              | 8,178,071 |



---

**RESOURCE RECOVERY 2.4%**

**Disposal 0.7%**



Edgar Filing: COLONIAL HIGH INCOME MUNICIPAL TRUST - Form N-Q

| <b>CA Pollution Control Financing Authority</b> |   |                |           |
|---|---|----------------|-----------|
|   | Republic Services, Project,<br>Series 2002 C, AMT,    |                |           |
|   | 5.250% 06/01/23                                       | 500,000        | 524,655   |
| <b>MA Industrial Finance Agency</b>             |   |                |           |
|   | Peabody Monofill<br>Associates, Inc.,<br>Series 1995, |                |           |
|   | 9.000% 09/01/05                                       | 240,000        | 242,906   |
| <b>UT Carbon County</b>                         |   |                |           |
|   | Laidlaw Environmental:<br>Series 1995 A, AMT,         |                |           |
|   | 7.500% 02/01/10                                       | 250,000        | 256,783   |
|   | Series 1997 A, AMT,                                   |                |           |
|   | 7.450% 07/01/17                                       | 500,000        | 516,430   |
|   |   | Disposal Total | 1,540,774 |
| <b>Resource Recovery 1.7%</b>                   |   |                |           |



Edgar Filing: COLONIAL HIGH INCOME MUNICIPAL TRUST - Form N-Q

| <b>MA Development Finance Agency</b>                           |   |           |                  |
|--|---|-----------|------------------|
|  | Ogden Haverhill Project,<br>Series 1999 A, AMT, |           |                  |
|  | 6.700% 12/01/14                                 | 250,000   | 267,010          |
| <b>MA Industrial Finance Agency</b>                            |   |           |                  |
|  | Ogden Haverhill Project,<br>Series 1998 A, AMT: |           |                  |
|  | 5.500% 12/01/13                                 | 500,000   | 508,060          |
|  | 5.600% 12/01/19                                 | 500,000   | 505,110          |
| <b>PA Delaware County Industrial<br/>Development Authority</b> |   |           |                  |
|  | BFI Project,<br>Series 1997 A,                  |           |                  |
|  | 6.200% 07/01/19                                 | 2,000,000 | 2,093,480        |
|  | Resource Recovery Total                         |           | 3,373,660        |
|  | <b>RESOURCE RECOVERY TOTAL</b>                  |           | <b>4,914,434</b> |



**TAX-BACKED** 35.4%  
**Local Appropriated** 0.9%

Edgar Filing: COLONIAL HIGH INCOME MUNICIPAL TRUST - Form N-Q

| <b>CA Compton Certificates of Participation</b>   |  |           |           |
|---|--|-----------|-----------|
|   | Civic Center & Capital Improvements,<br>Series 1997 A, |           |           |
|   | 5.500% 09/01/15  | 1,000,000 | 1,046,880 |
| <b>SC Dorchester County School District No. 2</b> |  |           |           |
|   | Installment Purchase Revenue,<br>Series 2004,          |           |           |
|   | 5.250% 12/01/29  | 650,000   | 675,096   |
|   | Local Appropriated Total                               |           | 1,721,976 |

| Municipal Bonds (continued) | Par (\$) | Value (\$) |
|-----------------------------|----------|------------|
| [Redacted Content]          |          |            |



**TAX-BACKED (continued)**

**Local General Obligations 16.4%**





Edgar Filing: COLONIAL HIGH INCOME MUNICIPAL TRUST - Form N-Q

|  |                                   |            |            |
|--|-----------------------------------|------------|------------|
| <b>CA East Side Union High School District</b>           |                                   |            |            |
|  | Series 2003 B,<br>Insured: MBIA   |            |            |
|  | 5.100% 02/01/20                   | 1,000,000  | 1,115,530  |
| <b>CA Fresno Unified School District</b>                 |                                   |            |            |
|  | Series 2002 A,<br>Insured: MBIA   |            |            |
|  | 6.000% 02/01/18                   | 2,000,000  | 2,407,320  |
| <b>CA Los Angeles Unified School District</b>            |                                   |            |            |
|  | Series 2002,<br>Insured: MBIA     |            |            |
|  | 5.750% 07/01/16                   | 700,000    | 823,368    |
| <b>CA Montebello Unified School District</b>             |                                   |            |            |
|  | Series 2001:<br>Insured: FSA      |            |            |
|  | (a) 08/01/21                      | 1,435,000  | 654,202    |
|  | (a) 08/01/23                      | 1,505,000  | 609,119    |
| <b>CA San Juan Unified School District</b>               |                                   |            |            |
|  | Series 2001,<br>Insured: FSA      |            |            |
|  | (a) 08/01/19                      | 2,210,000  | 1,135,520  |
| <b>IL Chicago Board of Education</b>                     |                                   |            |            |
|  | Series 1997 A,<br>Insured: AMBAC  |            |            |
|  | 5.250% 12/01/30(h)                | 14,470,000 | 15,227,215 |
| <b>IL Cook County</b>                                    |                                   |            |            |
|  | Series 1997 A,<br>Insured: MBIA   |            |            |
|  | 5.625% 11/15/22                   | 4,200,000  | 4,515,966  |
| <b>NY New York City</b>                                  |                                   |            |            |
|  | Series 1997 A,<br>7.000% 08/01/07 | 960,000    | 1,028,669  |
|  | Series 1997 H,<br>6.000% 08/01/17 | 1,400,000  | 1,502,326  |
| <b>TX Dallas County Flood Control District<br/>No. 1</b> |                                   |            |            |
|  | Series 2002,<br>7.250% 04/01/32   | 1,000,000  | 1,036,350  |
| <b>TX Irving Independent School District</b>             |                                   |            |            |
|  | Series 1997,<br>Insured: PSFG     |            |            |

Edgar Filing: COLONIAL HIGH INCOME MUNICIPAL TRUST - Form N-Q

(a) 02/15/18

1,000,000

554,560

**WA Clark County School District No. 37**

Series 2001 C,  
Insured: FGIC

| <b>Municipal Bonds (continued)</b> | <b>Par (\$)</b> | <b>Value (\$)</b> |
|------------------------------------|-----------------|-------------------|
| [Redacted content]                 |                 |                   |



**TAX-BACKED (continued)**

**Local General Obligations (continued)**





Edgar Filing: COLONIAL HIGH INCOME MUNICIPAL TRUST - Form N-Q

|  |                                 |           |            |
|--|---------------------------------|-----------|------------|
|  | (a) 12/01/18                    | 5,000,000 | 2,674,400  |
|  | Local General Obligations Total |           | 33,284,545 |

**Special Non-Property Tax 4.7%**

Edgar Filing: COLONIAL HIGH INCOME MUNICIPAL TRUST - Form N-Q

|   |  |            |           |
|---|--|------------|-----------|
| <b>CA San Diego Redevelopment Agency</b>                          |  |            |           |
|   | Series 2001,<br>Insured: FSA   |            |           |
|   | (a) 09/01/22   | 1,910,000  | 811,387   |
| <b>FL Northern Palm Beach County<br/>Improvement District</b>     |  |            |           |
|   | Series 1999,<br>Insured: MBIA  |            |           |
|   | 6.000% 08/01/29  | 750,000    | 829,988   |
| <b>IL Metropolitan Pier &amp; Exposition<br/>Authority</b>        |  |            |           |
|   | McCormick Place Expansion<br>Project,<br>Series 1993 A,<br>Insured: FGIC |            |           |
|   | (a) 06/15/16   | 10,000,000 | 6,078,900 |
| <b>NJ Economic Development Authority</b>                          |  |            |           |
|   | Cigarette Tax,<br>Series 2004:   |            |           |
|   | 5.500% 06/15/31  | 150,000    | 155,511   |
|   | 5.750% 06/15/29  | 1,000,000  | 1,062,780 |
| <b>PR Commonwealth Highway &amp;<br/>Transportation Authority</b> |  |            |           |
|   | Series 2003 AA,<br>Insured: MBIA   |            |           |
|   | 5.500% 07/01/18  | 500,000    | 583,710   |
|   | Special Non-Property Tax Total   |            | 9,522,276 |

**Special Property Tax 7.9%**





Edgar Filing: COLONIAL HIGH INCOME MUNICIPAL TRUST - Form N-Q


|  |   |           |           |
|--|---|-----------|-----------|
| <b>CA Carson</b>   |   |           |           |
|  | Series 1992,  |           |           |
|  | 7.375% 09/02/22   | 35,000    | 35,773    |
| <b>CA Huntington Beach Community Facilities District</b> |   |           |           |
|  | Grand Coast Resort,<br>Series 2001-1,   |           |           |
|  | 6.450% 09/01/31   | 750,000   | 783,352   |
| <b>CA Lincoln Special Tax</b>                            |   |           |           |
|  | Community Facilities District<br>2003-1,<br>Series 2004,                          |           |           |
|  | 5.900% 09/01/24   | 500,000   | 506,240   |
| <b>CA Oakdale Public Financing Authority</b>             |   |           |           |
|  | Tax Allocation Revenue,<br>Central City Redevelopment<br>Project,<br>Series 2004, |           |           |
|  | 5.375% 06/01/33   | 1,375,000 | 1,385,354 |
| <b>CA Orange County Community Facilities District</b>    |   |           |           |
|  | Ladera Ranch,<br>Series 1999 A,   |           |           |

| Municipal Bonds (continued) | Par (\$) | Value (\$) |
|-----------------------------|----------|------------|
| [Redacted content]          |          |            |



**TAX-BACKED (continued)**

**Special Property Tax (continued)**





Edgar Filing: COLONIAL HIGH INCOME MUNICIPAL TRUST - Form N-Q

|   |                                       |           |           |
|---|---------------------------------------|-----------|-----------|
|   | 6.700% 08/15/29                       | 500,000   | 581,175   |
| <b>CA Orange County Improvement Bond Act 1915</b>                   |                                       |           |           |
|   | Phase IV, No. 01-1-B,<br>Series 2003, |           |           |
|   | 5.750% 09/02/33                       | 500,000   | 512,825   |
| <b>CA Placer Unified High School District</b>                       |                                       |           |           |
|   | Series 2000 A,<br>Insured: FGIC       |           |           |
|   | (a) 08/01/19                          | 1,700,000 | 873,477   |
| <b>CA Redwood City Community Facilities District 1</b>              |                                       |           |           |
|   | Redwood,<br>Series 2003 B,            |           |           |
|   | 5.950% 09/01/28                       | 600,000   | 622,656   |
| <b>CA Riverside County Public Financing Authority</b>               |                                       |           |           |
|   | Series 1997 A,                        |           |           |
|   | 5.500% 10/01/22                       | 650,000   | 664,385   |
| <b>CA Temecula Valley Unified School District No. 02-1</b>          |                                       |           |           |
|   | Series 2003,                          |           |           |
|   | 6.125% 09/01/33                       | 400,000   | 413,832   |
| <b>FL Celebration Community Development District</b>                |                                       |           |           |
|   | Series 2003 A,                        |           |           |
|   | 6.400% 05/01/34                       | 1,000,000 | 1,047,480 |
| <b>FL Colonial Country Club Community Development</b>               |                                       |           |           |
|   | Series 2003,                          |           |           |
|   | 6.400% 05/01/33                       | 740,000   | 782,779   |
| <b>FL Double Branch Community Development District</b>              |                                       |           |           |
|   | Series 2002 A,                        |           |           |
|   | 6.700% 05/01/34                       | 700,000   | 757,316   |
| <b>FL Heritage Palms Community Development District</b>             |                                       |           |           |
|   | Series 1999 A,                        |           |           |
|   | 6.250% 11/01/07                       | 315,000   | 315,973   |
| <b>FL Islands at Doral Southwest Community Development District</b> |                                       |           |           |
|   | Series 2003,                          |           |           |

Edgar Filing: COLONIAL HIGH INCOME MUNICIPAL TRUST - Form N-Q

|   |                 |         |         |
|---|-----------------|---------|---------|
|   | 6.375% 05/01/35 | 380,000 | 401,010 |
| <b>FL Lexington Oaks Community<br/>Development District</b> |                 |         |         |
|   | Series 1998 A,  |         |         |
|   | 6.125% 05/01/19 | 345,000 | 350,993 |



| Municipal Bonds (continued) | Par (\$) | Value (\$) |
|-----------------------------|----------|------------|
| [Redacted content]          |          |            |



**TAX-BACKED (continued)**

**Special Property Tax (continued)**



Edgar Filing: COLONIAL HIGH INCOME MUNICIPAL TRUST - Form N-Q

|  |  |           |         |
|--|--|-----------|---------|
|  | Series 1998 B,                                     |           |         |
|  | 5.500% 05/01/05                                    | 15,000    | 15,014  |
|  | Series 2000 A,                                     |           |         |
|  | 7.200% 05/01/30                                    | 285,000   | 299,076 |
|  | Series 2002 A,                                     |           |         |
|  | 6.700% 05/01/33                                    | 250,000   | 265,820 |
| <b>FL Orlando</b>  |  |           |         |
|  | Conroy Road Interchange Project,<br>Series 1998 A: |           |         |
|  | 5.500% 05/01/10                                    | 180,000   | 185,652 |
|  | 5.800% 05/01/26                                    | 300,000   | 306,192 |
| <b>FL Seven Oaks Community Development District</b>        |  |           |         |
|  | Series 2004 A,                                     |           |         |
|  | 5.875% 05/01/35                                    | 295,000   | 297,280 |
|  | Series 2004 B,                                     |           |         |
|  | 5.000% 05/01/09                                    | 1,000,000 | 999,670 |
| <b>FL Stoneybrook Community Development District</b>       |  |           |         |
|  | Series 1998 A,                                     |           |         |
|  | 6.100% 05/01/19                                    | 315,000   | 320,569 |
|  | Series 1998 B,                                     |           |         |
|  | 5.700% 05/01/08                                    | 25,000    | 25,358  |
| <b>FL Westchester Community Development District No. 1</b> |  |           |         |
|  | Series 2003,                                       |           |         |
|  | 6.125% 05/01/35                                    | 425,000   | 439,102 |
| <b>IL Chicago Tax Increment</b>                            |  |           |         |
|  | Pilsen Redevelopment,<br>Series 2004 B,            |           |         |
|  | 6.750% 06/01/22                                    | 450,000   | 466,556 |
| <b>IL Lincolnshire Special Services Area No. 1</b>         |  |           |         |
|  | Sedgebrook Project,<br>Series 2004,                |           |         |
|  | 6.250% 03/01/34                                    | 500,000   | 524,290 |
| <b>MI Pontiac Finance Authority</b>                        |  |           |         |
|  | Development Area No. 3,<br>Series 2002,            |           |         |
|  | 6.375% 06/01/31                                    | 550,000   | 563,981 |
| <b>MI Taylor Tax Increment Finance Authority</b>           |  |           |         |

Edgar Filing: COLONIAL HIGH INCOME MUNICIPAL TRUST - Form N-Q

Series 2001,  
Insured: FSA

5.375% 05/01/17

1,220,000

1,345,770

Special Property  
Tax Total

16,088,950

**State Appropriated 2.1%**



Edgar Filing: COLONIAL HIGH INCOME MUNICIPAL TRUST - Form N-Q

**CA State Public Works Board**

Department of Mental Health Services,  
Series 2004 A,

5.500% 06/01/19

1,000,000

1,112,590


| Municipal Bonds (continued) | Par (\$) | Value (\$) |
|-----------------------------|----------|------------|
| [Redacted content]          |          |            |





**TAX-BACKED (continued)**

**State Appropriated (continued)**





Edgar Filing: COLONIAL HIGH INCOME MUNICIPAL TRUST - Form N-Q

|  |   |                                |           |
|--|---|--------------------------------|-----------|
| <b>NY Urban Development Corp.</b>                              |   |                                |           |
|  | University Facilities Grants,<br>Series 1995, |                                |           |
|  | 5.875% 01/01/21                               | 1,000,000                      | 1,185,890 |
| <b>PR Commonwealth of Puerto Rico Public<br/>Finance Corp.</b> |   |                                |           |
|  | Series 2002 E,                                |                                |           |
|  | 6.000% 08/01/26                               | 1,645,000                      | 1,966,696 |
|  |   | State<br>Appropriated<br>Total | 4,265,176 |
| <b>State General Obligations 3.4%</b>                          |   |                                |           |



Edgar Filing: COLONIAL HIGH INCOME MUNICIPAL TRUST - Form N-Q

| <b>CA State</b>                |                                |                                    |            |
|--------------------------------|--------------------------------|------------------------------------|------------|
|                                | Series 2003,                   |                                    |            |
|                                | 5.250% 02/01/23                | 380,000                            | 419,250    |
| <b>DC District of Columbia</b> |                                |                                    |            |
|                                | Series 1999 A,<br>Insured: FSA |                                    |            |
|                                | 5.375% 06/01/18                | 1,700,000                          | 1,851,640  |
| <b>TX State</b>                |                                |                                    |            |
|                                | Series 1999 ABC,               |                                    |            |
|                                | 5.500% 08/01/35                | 4,200,000                          | 4,514,706  |
|                                |                                | State General<br>Obligations Total | 6,785,596  |
|                                |                                | TAX-BACKED<br>TOTAL                | 71,668,519 |



**TRANSPORTATION 7.6%**

---

**Air Transportation 4.4%**





Edgar Filing: COLONIAL HIGH INCOME MUNICIPAL TRUST - Form N-Q

**CA Los Angeles Regional Airport**

LAXfuel Corp.,  
Series 2001, AMT,  
Insured: AMBAC

5.250% 01/01/23 750,000 775,178

**CO Denver City & County Airport**

United Air Lines, Inc.,  
Series 1992 A, AMT,

6.875% 10/01/32(e) 1,645,000 1,391,390

**FL Capital Trust Agency**

Air Cargo - Orlando Project,  
Series 2003, AMT,

6.750% 01/01/32 500,000 495,010

**IN Indianapolis Airport Authority**

Fed Ex Corp.,  
Series 2004, AMT,

5.100% 01/15/17 250,000 263,675

**KY Kenton County Airport Board**

Delta Air Lines, Inc.,  
Series 1992 A, AMT,

7.500% 02/01/12 500,000 468,750

| Municipal Bonds (continued) | Par (\$) | Value (\$) |
|-----------------------------|----------|------------|
| [Redacted content]          |          |            |



**TRANSPORTATION (continued)**

**Air Transportation (continued)**



**MN Minneapolis & St. Paul  
Metropolitan Airport Commission**

Edgar Filing: COLONIAL HIGH INCOME MUNICIPAL TRUST - Form N-Q

|   |  |           |           |
|---|--|-----------|-----------|
|   | Northwest Airlines Corp.,<br>Series 2001 A, AMT,         |           |           |
|   | 7.000% 04/01/25  | 1,050,000 | 969,748   |
|   | Series 2001 B, AMT,                                      |           |           |
|   | 6.500% 04/01/25  | 250,000   | 253,363   |
|   | Series 2005, AMT,  |           |           |
|   | 7.375% 04/01/25  | 250,000   | 240,130   |
| <b>NC Charlotte Douglas International<br/>Airport</b> |  |           |           |
|   | US Airways, Inc.:<br>Series 1998, AMT,                   |           |           |
|   | 5.600% 07/01/27(i)                                       | 250,000   | 148,995   |
|   | Series 2000, AMT,  |           |           |
|   | 7.750% 02/01/28(i)                                       | 750,000   | 527,445   |
| <b>NJ Economic Development Authority</b>              |  |           |           |
|   | Continental Airlines, Inc. Project:<br>Series 1999, AMT, |           |           |
|   | 6.250% 09/15/29  | 250,000   | 197,098   |
|   | Series 2003, AMT,  |           |           |
|   | 9.000% 06/01/33  | 750,000   | 759,450   |
| <b>TX Alliance Airport Authority</b>                  |  |           |           |
|   | American Airlines Project,<br>Series 1990, AMT,          |           |           |
|   | 7.500% 12/01/29  | 850,000   | 608,226   |
|   | Federal Express Corp. Project,<br>Series 1996, AMT,      |           |           |
|   | 6.375% 04/01/21  | 1,000,000 | 1,054,970 |
| <b>TX Houston Industrial Development<br/>Corp.</b>    |  |           |           |
|   | Air Cargo, Perot Development,<br>Series 2002, AMT,       |           |           |
|   | 6.000% 03/01/23  | 731,283   | 756,878   |
|   | Air Transportation Total                                 |           | 8,910,306 |

**Airports 0.1%**



Edgar Filing: COLONIAL HIGH INCOME MUNICIPAL TRUST - Form N-Q

|                           |                     |                |         |
|---------------------------|---------------------|----------------|---------|
| <b>GA Augusta Airport</b> |                     |                |         |
|                           | Series 2005 C, AMT, |                |         |
|                           | 5.450% 01/01/31(c)  | 250,000        | 250,850 |
|                           |                     | Airports Total | 250,850 |
| <b>Toll Facilities</b>    | <b>2.6%</b>         |                |         |

Edgar Filing: COLONIAL HIGH INCOME MUNICIPAL TRUST - Form N-Q


|  |                            |           |           |
|--|----------------------------|-----------|-----------|
| <b>CO Northwest Parkway Public Highway Authority</b> |                            |           |           |
|  | Series 2001 D,             |           |           |
|  | 7.125% 06/15/41            | 1,250,000 | 1,354,837 |
| <b>CO Public Highway Authority</b>                   |                            |           |           |
|  | Arapahoe Authority, E-470, |           |           |
|  | Series 2000 B,             |           |           |
|  | Insured: MBIA              |           |           |
|  | (a) 09/01/18               | 3,000,000 | 1,616,580 |

| <b>Municipal Bonds (continued)</b> | <b>Par (\$)</b> | <b>Value (\$)</b> |
|------------------------------------|-----------------|-------------------|
| [Redacted content]                 |                 |                   |



**TRANSPORTATION (continued)**


**Toll Facilities (continued)**





Edgar Filing: COLONIAL HIGH INCOME MUNICIPAL TRUST - Form N-Q

|   |                               |                       |           |
|---|-------------------------------|-----------------------|-----------|
| <b>VA Richmond Metropolitan Authority</b> |                               |                       |           |
|   | Series 1998,<br>Insured: FGIC |                       |           |
|   | 5.250% 07/15/22               | 2,000,000             | 2,270,400 |
|   |                               | Toll Facilities Total | 5,241,817 |
| <b>Transportation</b>                     | <b>0.5%</b>                   |                       |           |





Edgar Filing: COLONIAL HIGH INCOME MUNICIPAL TRUST - Form N-Q

**NV Department of Business & Industry**

Las Vegas Monorail Project,  
Series 2000,

7.375% 01/01/40

1,000,000

1,023,480

Transportation Total 1,023,480  
TRANSPORTATION 15,426,453  
TOTAL

**UTILITIES 18.9%**

**Independent Power Producers 4.2%**

Edgar Filing: COLONIAL HIGH INCOME MUNICIPAL TRUST - Form N-Q

|  |  |                                      |           |
|--|--|--------------------------------------|-----------|
| <b>MI Midland County Economic Development Corp.</b>  | Series 2000, AMT,<br>6.875% 07/23/09   | 1,250,000                            | 1,296,062 |
| <b>NY Port Authority of New York &amp; New Jersey</b>  | KIAC Partners,<br>Series 1996 IV, AMT,<br>6.750% 10/01/11                                | 2,000,000                            | 2,126,820 |
| <b>NY Suffolk County Industrial Development Authority</b>  | Nissequogue Cogeneration Partners<br>Facilities,<br>Series 1998, AMT,<br>5.500% 01/01/23 | 550,000                              | 536,365   |
| <b>PA Carbon City Industrial Development</b>   | Panther Creek Partners Project,<br>Series 2000, AMT,<br>6.650% 05/01/10                  | 275,000                              | 297,366   |
| <b>PA Economic Development Finance Authority</b>   | Colver Project,<br>Series 1994 D, AMT,<br>7.125% 12/01/15                                | 1,500,000                            | 1,535,475 |
| <b>PR Commonwealth of Puerto Rico Industrial, Educational, Medical &amp; Environmental Authority</b> | Northampton Generating,<br>Series 1994 A, AMT,<br>6.500% 01/01/13                        | 1,000,000                            | 1,009,950 |
| <b>VA Pittsylvania County Industrial Development Authority</b>                                       | AES Project,<br>Series 2000, AMT,<br>6.625% 06/01/26                                     | 645,000                              | 697,168   |
|  | Multi-trade of Pittsylvania,<br>Series 1994 A, AMT,<br>7.450% 01/01/09                   | 900,000                              | 932,094   |
|  |  | Independent Power<br>Producers Total | 8,431,300 |

| Municipal Bonds    | (continued) | Par (\$) | Value (\$) |
|--------------------|-------------|----------|------------|
| [Redacted content] |             |          |            |



**UTILITIES (continued)**

**Independent Power Producers (continued)**

**Investor Owned 10.4%**

Edgar Filing: COLONIAL HIGH INCOME MUNICIPAL TRUST - Form N-Q

|   |   |           |           |
|---|---|-----------|-----------|
| <b>AZ Maricopa County Pollution Control</b>             | El Paso Electric Co.,<br>Series 2002 A,<br>6.250% 05/01/37              | 1,000,000 | 1,014,710 |
| <b>AZ Pima County Industrial Development Authority</b>  | Tucson Electric Power Co.,<br>Series 1997 A, AMT,<br>6.100% 09/01/25    | 750,000   | 750,788   |
| <b>CA Chula Vista Industrial Development</b>            | San Diego Gas & Electric Co.,<br>Series 1996 B, AMT,<br>5.500% 12/01/21 | 625,000   | 667,719   |
| <b>FL Polk County Industrial Development Authority</b>  | Tampa Electric Co. Project,<br>Series 1996, AMT,<br>5.850% 12/01/30     | 1,200,000 | 1,227,888 |
| <b>IL Bryant Pollution Control</b>                      | Central Illinois Light Co.,<br>Series 1993,<br>5.900% 08/01/23          | 2,650,000 | 2,706,842 |
| <b>IN Petersburg Pollution Control</b>                  | Indianapolis Power & Light Project,<br>Series 1995,<br>6.625% 12/01/24  | 1,000,000 | 1,023,380 |
| <b>LA Calcasieu Parish Industrial Development Board</b> | Entergy Gulf States, Inc.,<br>Series 1999,<br>5.450% 07/01/10           | 500,000   | 509,365   |
| <b>LA West Feliciana Parish</b>                         | Entergy Gulf States, Inc.,<br>Series 1999 B,<br>6.600% 09/01/28         | 500,000   | 508,355   |
| <b>MS State Business Finance Corp.</b>                  | Systems Energy Resources Project,<br>Series 1998,<br>5.875% 04/01/22    | 2,000,000 | 2,009,520 |
| <b>MT Forsyth Pollution Control</b>                     | Portland General,<br>Series 1998 A,<br>5.200% 05/01/33                  | 300,000   | 316,818   |
| <b>NV Clark County Industrial Development Revenue</b>   | Nevada Power Co.,<br>Series 1995 B, AMT,<br>5.900% 10/01/30             | 1,250,000 | 1,222,562 |



| Municipal Bonds (continued) | Par (\$) | Value (\$) |
|-----------------------------|----------|------------|
| [Redacted content]          |          |            |



**UTILITIES (continued)**

**Investor Owned (continued)**





Edgar Filing: COLONIAL HIGH INCOME MUNICIPAL TRUST - Form N-Q

|  |  |           |            |
|--|--|-----------|------------|
| <b>OH Air Quality Development Authority</b>                    |  |           |            |
|  | Cleveland Electric,<br>Series 2002 A,                                    |           |            |
|  | 6.000% 12/01/13  | 900,000   | 955,080    |
| <b>PA Economic Development Financing Authority</b>             |  |           |            |
|  | Reliant Energy Seward,<br>Series 2001 A, AMT,                            |           |            |
|  | 6.750% 12/01/36  | 600,000   | 640,944    |
| <b>TX Brazos River Authority Pollution Control</b>             |  |           |            |
|  | TXU Electric Co.:<br>Series 2001 C, AMT,                                 |           |            |
|  | 5.750% 05/01/36<br>Series 2003 C, AMT,                                   | 280,000   | 301,524    |
|  | 6.750% 10/01/38  | 645,000   | 703,624    |
| <b>VA Chesterfield County Industrial Development Authority</b> |  |           |            |
|  | Virginia Electric & Power Co.,<br>Series 1987 B,                         |           |            |
|  | 5.875% 06/01/17  | 250,000   | 274,423    |
| <b>WV Pleasant County</b>                                      |  |           |            |
|  | Western Pennsylvania Power Co.,<br>Series 1999 E, AMT,<br>Insured: AMBAC |           |            |
|  | 5.500% 04/01/29  | 4,750,000 | 4,997,997  |
| <b>WY Campbell County Pollution Control Revenue</b>            |  |           |            |
|  | Black Hills Power, Inc.,<br>Series 2004,                                 |           |            |
|  | 5.350% 10/01/24  | 1,250,000 | 1,274,625  |
|  | Investor Owned Total   |           | 21,106,164 |

**Joint Power Authority 0.4%**



Edgar Filing: COLONIAL HIGH INCOME MUNICIPAL TRUST - Form N-Q

| <b>NC Eastern Municipal Power Agency</b> |                             |         |         |
|--|-----------------------------|---------|---------|
|  | Series 1999 D,              |         |         |
|  | 6.700% 01/01/19             | 500,000 | 560,310 |
|  | Series 2003 F,              |         |         |
|  | 5.500% 01/01/16             | 285,000 | 306,563 |
|  | Joint Power Authority Total |         | 866,873 |
| <b>Municipal Electric</b>                | <b>3.1%</b>                 |         |         |





Edgar Filing: COLONIAL HIGH INCOME MUNICIPAL TRUST - Form N-Q

**PR Electric Power Authority**

Series 1998 II,  
Insured: FSA

5.125% 07/01/26

2,000,000

2,133,880

| Municipal Bonds (continued) | Par (\$) | Value (\$) |
|-----------------------------|----------|------------|
| [Redacted content]          |          |            |



**UTILITIES (continued)**

**Municipal Electric (continued)**





Edgar Filing: COLONIAL HIGH INCOME MUNICIPAL TRUST - Form N-Q

| <b>WA Chelan County Public Utility District No. 1</b> |   |           |           |
|---|---|-----------|-----------|
|   | Columbia River Rock Hydroelectric,<br>Series 1997,<br>Insured: MBIA |           |           |
|   | (a) 06/01/14  | 5,000,000 | 3,359,950 |
| <b>WA Seattle Light &amp; Power</b>                   |   |           |           |
|   | Series 2001,<br>Insured: FSA  |           |           |
|   | 5.500% 03/01/17   | 750,000   | 827,528   |
|   | Municipal Electric Total  |           | 6,321,358 |
| <b>Water &amp; Sewer 0.8%</b>                         |   |           |           |



Edgar Filing: COLONIAL HIGH INCOME MUNICIPAL TRUST - Form N-Q

|  |  |         |                   |
|--|--|---------|-------------------|
| <b>MO Water &amp; Sewer</b>                |  |         |                   |
|  | Lee s Summit,<br>Series 2002,<br>Insured: AMBAC    |         |                   |
|  | 5.250% 07/01/15                                    | 500,000 | 548,160           |
| <b>MS V Lakes Utility District</b>         |  |         |                   |
|  | Series 1994,                                       |         |                   |
|  | 8.250% 07/15/24                                    | 500,000 | 499,420           |
| <b>NH Industrial Development Authority</b> |  |         |                   |
|  | Pennichuck Water Works, Inc.,<br>Series 1988, AMT, |         |                   |
|  | 7.500% 07/01/18                                    | 440,000 | 508,068           |
|  | Water & Sewer Total                                |         | 1,555,648         |
|  | <b>TOTAL UTILITIES</b>                             |         | <b>38,281,343</b> |





|                                   |  |                    |
|-----------------------------------|--|--------------------|
|                                   | <b>Total Municipal Bonds</b><br><b>(Cost of \$307,600,367)</b> | <b>311,411,153</b> |
| <b>Municipal Preferred Stocks</b> | <b>3.2%</b>  |                    |



**HOUSING 3.2%**

**Multi-Family 3.2%**



Edgar Filing: COLONIAL HIGH INCOME MUNICIPAL TRUST - Form N-Q

| <b>Charter Mac Equity Issue Trust</b> |                           |           |                  |
|---------------------------------------|---------------------------|-----------|------------------|
|                                       | AMT:                      |           |                  |
|                                       | 6.300% 04/30/19(g)        | 1,000,000 | 1,073,240        |
|                                       | 6.625% 06/30/09(g)        | 2,000,000 | 2,200,600        |
| <b>GMAC Municipal Mortgage Trust</b>  |                           |           |                  |
|                                       | 5.600% 10/31/39(g)        | 1,000,000 | 1,002,970        |
| <b>MuniMae Equity Issue Trust</b>     |                           |           |                  |
|                                       | AMT,                      |           |                  |
|                                       | 7.750% 06/30/50(g)        | 2,000,000 | 2,304,120        |
|                                       | <b>Multi-Family Total</b> |           | <b>6,580,930</b> |
|                                       | <b>HOUSING TOTAL</b>      |           | <b>6,580,930</b> |



**Total Municipal Preferred Stocks**  
**(Cost of \$6,000,000)**

**6,580,930**

**Investment Company 0.1%**





Edgar Filing: COLONIAL HIGH INCOME MUNICIPAL TRUST - Form N-Q

|   |         |                |
|---|---------|----------------|
| Dreyfus Tax-Exempt Cash<br>Management Fund              | 200,001 | 200,001        |
| <b>Total Investment Company<br/>(Cost of \$200,001)</b> |         | <b>200,001</b> |

| Short-Term Obligations | 0.8% | Par (\$) | Value (\$) |
|------------------------|------|----------|------------|
| [Redacted content]     |      |          |            |



**VARIABLE RATE DEMAND NOTES**

**(k) 0.8%**

Edgar Filing: COLONIAL HIGH INCOME MUNICIPAL TRUST - Form N-Q

|   |   |                  |         |
|---|---|------------------|---------|
| <b>FL Alachua Health Facilities Authority</b>                       | Oak Hammock University Project,<br>Series 2002 A,                           |                  |         |
|   | LOC: BNP Paribas  |                  |         |
|   | 1.750% 10/01/32   | 300,000          | 300,000 |
| <b>IA Finance Authority</b>   | Drake University Project,<br>Series 2003,                                   |                  |         |
|   | 1.750% 07/01/24   | 100,000          | 100,000 |
| <b>IA Woodbury County Educational Facilities</b>                    | Siouxland Medical Educational<br>Foundation,<br>Series 1996,                |                  |         |
|   | 1.920% 11/01/16   | 100,000          | 100,000 |
| <b>MN State Higher Education Facilities Authority</b>               | St. Olaf College,<br>Series 2002 5-M1,<br>LOC: Harris Trust & Savings Bank, |                  |         |
|   | 1.750% 10/01/32   | 400,000          | 400,000 |
| <b>MO State Development Finance Board Infrastructure Facilities</b> | St. Louis Convention Center<br>Series 2000 C,                               |                  |         |
|   | 1.800% 12/01/20   | 100,000          | 100,000 |
| <b>NM Farmington</b>  | Arizona Public Service Co.,<br>Series 1994 B,                               |                  |         |
|   | 1.780% 09/01/24   | 100,000          | 100,000 |
| <b>MO State Health &amp; Educational Facilities Authority</b>       | Washington University,<br>Series 1996 C,                                    |                  |         |
|   | 1.750% 09/01/30   | 500,000          | 500,000 |
|   | <b>VARIABLE RATE DEMAND NOTES TOTAL</b>                                     | <b>1,600,000</b> |         |

**Total Short-Term Obligations**  
**(Cost of \$1,600,000)**

**1,600,000**

|   |                |                      |
|---|----------------|----------------------|
| <b>Total Investments</b>                            | 157.7%         |                      |
| (Cost of \$315,400,368)(1)(m)                       |                | <b>319,792,084</b>   |
| <b>Auction Preferred Shares plus</b>                |                |                      |
| <b>cumulative unpaid distribution</b>               | <b>(59.2)%</b> | <b>(120,028,755)</b> |
| <b>Other Assets &amp; Liabilities, Net</b>          | 1.5%           | <b>3,009,735</b>     |
| <b>Net Assets Applicable to Common Shareholders</b> | 100.0%         | <b>202,773,064</b>   |

---

**Notes to Investment Portfolio:**
\* **Security Valuation:**

Debt securities generally are valued by pricing services approved by the Trust's Board of Trustees, based upon market transactions for normal, institutional-size trading units of similar securities. The services may use various pricing techniques which take into account appropriate factors such as yield, quality, coupon rate, maturity, type of issue, trading characteristics and other data, as well as broker quotes. Debt securities for which quotations are readily available are valued at an over-the-counter or exchange bid quotation. Certain debt securities, which tend to be more thinly traded and of lesser quality, are priced based on fundamental analysis of the financial condition of the issuer and the estimated value of any collateral. Valuations developed through pricing techniques may vary from the actual amounts realized upon sale of the securities, and the potential variation may be greater for those securities valued using fundamental analysis.

Short-term debt obligations maturing within 60 days are valued at amortized cost, which approximates market value.

Investments in other investment companies are valued at net asset value.

Futures contracts are valued at the settlement price established each day by the board of trade or exchange on which they are traded.

Investments for which market quotations are not readily available, or quotations which management believes are not appropriate, are valued at fair value as determined in good faith under consistently applied procedures established by and under the general supervision of the Board of Trustees.

(a) **Zero coupon bond.**

(b) Denotes a restricted security, which is subject to restrictions on resale under federal securities laws or in transactions exempt from registration. At February 28, 2005, these securities amounted to \$2,804,462, which represents 1.4% of net assets.



Edgar Filing: COLONIAL HIGH INCOME MUNICIPAL TRUST - Form N-Q

Additional information on these restricted securities is as follows:

| Security   | Acquisition<br>Date | Acquisition<br>Cost |
|--|---------------------|---------------------|
| CA Statewide Community<br>Development Authority:<br>Crossroads School for Arts<br>& Sciences,<br>Series 1998,<br>6.000% 08/01/28 | 08/31/98            | \$ 1,250,000        |
| Eskaton Village Grass Valley,<br>Series 2000,<br>8.250% 11/15/31   | 09/08/00            | 990,000             |
| VI Government Refinery<br>Facilities, Hovensa<br>Coker Project,<br>Series 2002, AMT,<br>6.500% 07/01/21                          | 11/15/02            | 375,000             |
|  |                     | \$ 2,615,000        |

(c) Security purchased on a delayed delivery basis.

(d) The issuer is in default of certain debt covenants. Income is not being accrued. As of February 28, 2005, the value of these securities amounted to \$2,098,424, which represents 1.0% of net assets.

- (e) The issuer has filed for bankruptcy protection under Chapter 11, and is in default of certain debt covenants. Income is not being accrued. As of February 28, 2005, the value of these securities amounted to \$1,544,832, which represents 0.8% of net assets.
- (f) Represents fair value as determined in good faith under procedures approved by the Board of Trustees.
- (g) Security exempt from registration pursuant to Rule 144A under the Securities Act of 1933. These securities may be resold in transactions exempt from registration, normally to qualified institutional buyers. At February 28, 2005, these securities amounted to \$11,136,037, which represents 5.5% of net assets.
- (h) A portion of the security with a market value of \$3,167,513, is pledged as collateral for open futures contracts.
- (i) The issuer has filed for bankruptcy protection under Chapter 11, and is in default of certain debt covenants. Income is being accrued. As of February 28, 2005, the value of these securities amounted to \$676,440, which represents 0.3% of net assets.
- (j) The Fund has been informed that this issuer has placed direct obligations of the U.S. Government in an irrevocable trust, solely for the payment of principal and interest.
- (k) Variable rate demand notes. These securities are payable upon demand and are secured by letters of credit or other credit support agreements from banks. The interest rates change periodically and the interest rates shown reflect the rates at February 28, 2005.
- (l) Cost for federal income tax purposes is \$315,059,823.
- (m) Unrealized appreciation and depreciation at February 28, 2005, based on cost of investments for federal income tax purposes was:

| Unrealized<br>Appreciation | Unrealized<br>Depreciation | Net Unrealized<br>Appreciation |
|----------------------------|----------------------------|--------------------------------|
| \$ 22,409,038              | \$ (17,676,777)            | \$ 4,732,261                   |

Edgar Filing: COLONIAL HIGH INCOME MUNICIPAL TRUST - Form N-Q

At February 28, 2005, the Trust held the following open short futures contracts:

| Type                | Contracts | Value         | Aggregate Face Value | Expiration Date | Unrealized (Depreciation) |
|---------------------|-----------|---------------|----------------------|-----------------|---------------------------|
| U.S. Treasury Notes | 269       | \$ 29,825,375 | \$ 29,739,610        | Mar-2005        | \$ (85,765)               |
| U.S. Treasury Bonds | 280       | 31,456,250    | 31,406,586           | Jun-2005        | (49,664)                  |
|                     |           |               |                      |                 | \$ (135,429)              |

| Acronym | Name                                      |
|---------|---|
| AMBAC   | Ambac Assurance Corp.                     |
| AMT     | Alternative Minimum Tax                   |
| FGIC    | Financial Guaranty Insurance Co.          |
| FHA     | Federal Housing Administration            |
| FNMA    | Federal National Mortgage Association     |
| FSA     | Financial Security Assurance, Inc.        |
| GNMA    | Government National Mortgage Association. |
| MBIA    | MBIA Insurance Corp.                      |
| PSFG    | Permanent School Funding Guaranteed       |
| RAD     | Radian Asset Assurance, Inc.              |

**Item 2. Controls and Procedures.**

(a) The registrant's principal executive officer and principal financial officer, based on their evaluation of the registrant's disclosure controls and procedures as of a date within 90 days of the filing of this report, have concluded that such controls and procedures are adequately designed to ensure that information required to be disclosed by the registrant in Form N-Q is accumulated and communicated to the registrant's management, including the principal executive officer and principal financial officer, or persons performing similar functions, as appropriate to allow timely decisions regarding required disclosure.

(b) There were no changes in the registrant's internal control over financial reporting that occurred during the registrant's last fiscal quarter that has materially affected, or is reasonably likely to materially affect, the registrant's internal control over financial reporting.

**Item 3. Exhibits.**

Certifications pursuant to Rule 30a-2(a) under the Investment Company Act of 1940 (17 CFR 270.30a-2(a)) attached hereto as Exhibit 99.CERT.

---

**SIGNATURES**

Pursuant to the requirements of the Securities Exchange Act of 1934 and the Investment Company Act of 1940, the registrant has duly caused this report to be signed on its behalf by the undersigned, thereunto duly authorized.

(registrant) Colonial High Income Municipal Trust

By (Signature and Title) /S/ Christopher L. Wilson  
Christopher L. Wilson, President

Date April 27, 2005

Pursuant to the requirements of the Securities Exchange Act of 1934 and the Investment Company Act of 1940, this report has been signed below by the following persons on behalf of the registrant and in the capacities and on the dates indicated.

By (Signature and Title) /S/ Christopher L. Wilson  
Christopher L. Wilson, President

Date April 27, 2005

By (Signature and Title) /S/ J. Kevin Connaughton  
J. Kevin Connaughton, Treasurer

Date April 27, 2005

---